


# MATTE

**DRENCH**

INSPIRE BY DESIGN



# INDEX

<b>MATTE Presentation</b>	<b>4-5</b>
<b>Product Features</b>	<b>6-7</b>
About Our Glass	
About Our Metal	
Maintenance & Cleaning	
<b>Matt Colour Finishes</b>	<b>8-9</b>
<b>Metallic Finishes</b>	<b>10-11</b>
<b>Pricing</b>	<b>12</b>
<b>FRAME Lite Collection</b>	<b>18-21</b>
<b>HEXAGON Collection</b>	<b>22-25</b>
<b>SUZHOU Collection</b>	<b>26-29</b>
<b>BORDER Collection</b>	<b>30-37</b>
<b>Support Bars</b>	<b>38</b>
<b>Warranty Terms &amp; Conditions</b>	<b>40</b>

# MATTE





Black is our spirit, industrial our name.  
Now Drench can lead you to your true design expression.  
Any matte colour adds harmony to a bathroom design, wether it is a pastel shade for a more casual style, or a darker tone, for a sophisticated look.  
Colours and finishes with our new MATTE collection will create your unique and individual statement.

# Product Features

## ABOUT OUR GLASS

### Safety Glass

DRENCH products are manufactured using the highest quality of Toughened and Safety Glass in compliance with BS EN12150-1-2015.

### Easy Clean Glass

DRENCH products are treated with a special coating, known as Enduroshield, on the internal face of the shower to make it easy clean.



EnduroShield® for Glass is an optically clear liquid that is sprayed onto glass and chemically bonds to the surface creating a non-stick barrier resistant to corrosion, etching, and staining.


However, while cleaning is made easier and less frequent, the need to clean is not eliminated.

## Glass Finishes

DRENCH standard products shown in this brochure are manufactured using CLEAR GLASS 8 mm toughened. FLUTED, GREY TINTED & FROSTED GLASS are also available with an extra 30% surcharge.



Fluted Glass



Grey tinted



Frosted Glass



Clear Glass

## ABOUT OUR METAL

### Metalwork design

Metalwork design is made from an aluminium cut out and bonded to the external face of the glass.

**DRENCH Manufacturing technique has a patent pending published number GB2562114 and named Hygienic Decorative bathroom partition.**

This method is a key component in the manufacturing process of our **easy clean products**.

### Colours & Finishes

Profiles, frames and components are finished using **Architectural Powder coating** on matt colour options whereas **Anodising** is used on metallic finishes.





## MAINTENANCE AND CLEANING

### Profiles & Aluminium Frames

The best type of product is a **mild detergent solution with warm water**. A sponge or soft cloth should be used and nothing should be harsher than natural bristle brushes.

### Glass

There is an **Easy clean coating** to the internal face of the glass only.

Please be advised that on occasions there may be mist to this face. This can be easily removed with dry lint free cloth. For daily cleaning we recommend to use a conventional glass cleaner and a squeegee, especially for the internal side.

### Key Steps to maintain your DRENCH Shower in good condition


	We recommend <b>regularly wiping</b> your product with a lint free soft cloth.
	You may like to use a <b>squeegee</b> to remove water splash.
	Should you wish to use a bathroom cleaner, it should be a <b>mild detergent</b> only and ensure it is rinsed thoroughly with clean water.
	<b>Never use any solvents, abrasive cleaners or cloths or anything containing bleach.</b>

It is important to follow DRENCH Instructions to guarantee a correct performance of the product so please do not hesitate to contact us if any further assistance is required.

Contact us at [sales@drenchshowers.co.uk](mailto:sales@drenchshowers.co.uk)

# Matt Colour Finishes

The metalwork is finished using **Architectural Powder coating** which produces a highly durable surface ordinarily suitable for external use in any weather. For our shower this means the finish is robust enough, even for the busiest family bathroom, and the colour will always look perfect.



**Matt Black**  
(BK)

The standard of our bold design.  
Black means power & control.  
Sophistication & Elegance.  
*RAL Equivalence: 9005*




**Graphite Grey**  
(GG)

Industrial grey with blue shades,  
commonly known as Anthracite.  
Solid, Stable & Neutral.  
*RAL Equivalence: 7024*



**Dusty Grey**  
(DG)

Grey undertones are associated  
with mindful living and smart  
choices.  
*RAL Equivalence: 7037*



**Blanc**  
(BL)

Offering a sense of peace and  
calm, white is purity, innocence,  
wholeness and completion.  
*RAL Equivalence: 9002*



**Latte**  
(LA)

The perfect choice to match with  
neutral palettes.  
Timeless, natural yet vivid.  
*RAL Equivalence: 1019*



**Forest**  
(FO)

Sensual, sensitive and warm.  
It highlights quality of materials,  
Comfort & Structure.  
*RAL Equivalence: 6009*





**Tangerine**  
(AN)

The combination of yellow and red makes orange convey excitement warmth, and enthusiasm.

*RAL Equivalence: 2008*



**Lemon Yellow**  
(LY)

Yellow is uplifting and illuminating, offering hope, happiness, cheerfulness and fun.

*RAL Equivalence: 1012*



**Pale Pink**  
(PP)

Pink is intuitive and insightful, showing tenderness and kindness with its empathy and sensitivity.

*RAL Equivalence: 3015*



**Mint**  
(MI)

It relates to balance and harmony. the color of growth, the color of spring, of renewal and rebirth.

*RAL Equivalence: 6019*



**Pastel Blue**  
(PB)

It induces calm and peace and it does inspire creativity and the freedom to break free.

*RAL Equivalence: 5024*



**Grey Navy**  
(GN)

It is a deep midnight blue. Sincerity, Intuition and the higher mind colour.

*RAL Equivalence: 5008*

# Metallic Finishes

Inspired by the latest taps and brassware finishes trends, MATTE do also includes metallic finishes for BORDER Collection screens widening the spectrum of sheens to a next level. Since shiny and polished finishes from the eighties are still in vogue, we believe our finished metallic range of colours adds accent to any bathroom design.

Our metallic finishes are achieved through **anodising aluminium and linishing**. Anodising is an electrolytic process that applies an oxide film on aluminium. This film increases the metal's naturally good corrosion resistance, and protects any polishing, linishing, etching or brightening.



**Brushed Nickel**  
(BN)

Silvery-white metal with a slight golden tinge.




**Light Bronze**  
(LB)

Light bronze finish in between copper and brass.



**Dark Bronze**  
(DB)

Evoking oil rubbed bronze finish warm and sophisticated.




**Brushed Steel**  
(BS)

Driven by industrial chic trend, an impactful yet elegant steel look.



**Brushed Brass**  
(BB)

Elegant, timeless and luxurious yellow-coloured finish.



**Brushed Chrome**  
(BC)

Favourite finish to achieve a that contemporary edge design.

**MATTE**  
COLLECTION

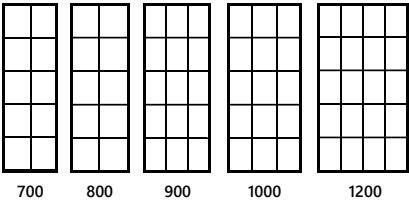


# The Collections

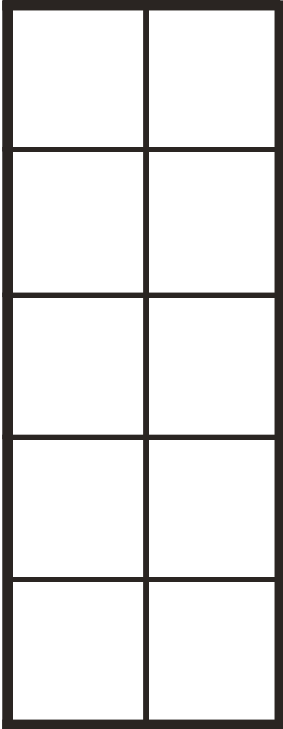
## FRAME Lite

The reinterpretation of our popular Frame, inspired by a carefully designed grid pattern as well industrial as elegant.

### LAYOUTS



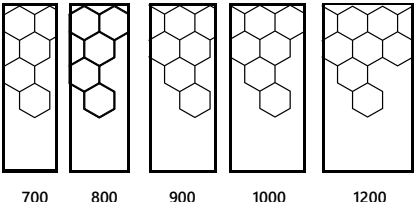
### COLOUR FINISHES



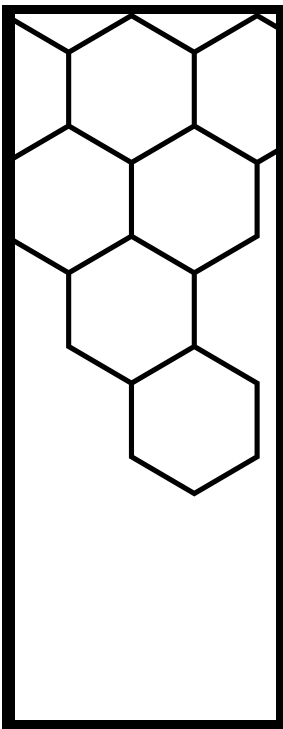
## HEXAGON

The Hexagonal shape is just the start of it. The design engages your eye by inspiring through the six-sided asymmetric style.

### LAYOUTS



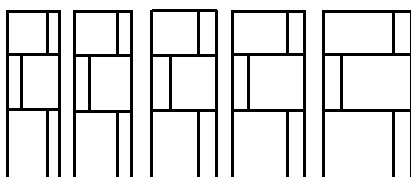
### COLOUR FINISHES



## SUZHOU

Inspired by a traditional japanese room divider, the bold design creates just that pursuing serenity to your bathroom.

### LAYOUTS



700 800 900 1000 1200

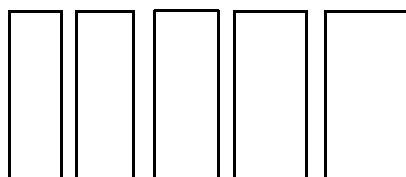
### COLOUR FINISHES



## BORDER

The minimal expression of our concept. Simplistic but yet impactful and a perfect addition to frame your shower.

### LAYOUTS




700 800 900 1000 1200

### COLOUR FINISHES



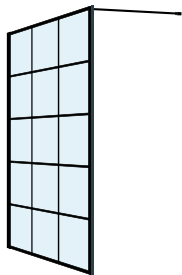
### METALLIC FINISHES



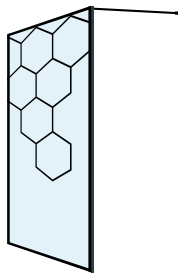
# Pricing

Here below is a user friendly guide on our MATTE range. Please follow the steps and notes to guarantee the correct item is delivered when you place your order with us.

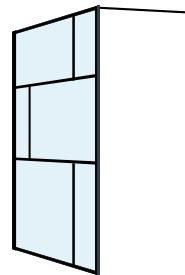
## 1. Choose your collection



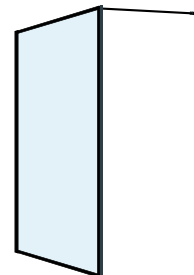
**FRAME Lite**  
Go to page 21



**HEXAGON**  
Go to page 25



**SUZHOU**  
Go to page 29



**BORDER**  
Go to page 33/37

## 2. Choose the required dimensions

MATTE Fixed Panels are available in 5 different widths **700, 800, 900, 1000 & 1200** and **2100 mm height**:

\* Please note the ADJUSTMENT range before ordering.

\* Please check the LAYOUT. (*Metalwork pattern varies depending on the width/hand chosen*)

## 3. Choose the Finish

MATTE Fixed Panels are available in 12 different **colour finishes**. **All colours are available in the same price.**


**Please add the 2 letters to the product code selected to specify the colour when ordering.**

(For instance: Fixed Panel 1200 mm FRAME Lite Collection in Mint = FXLTE120MI)



BORDER Collection panels are also available in 6 different metallic finishes. Please note metallic finishes prices are different. **Please add the 2 letters to the BORDER item code selected to specify the metallic finish.**

(For instance: Fixed Panel 1200 mm BORDER Collection in Brushed Brass = FXBOR120BB)




## 4. Choose the Glass Option


MATTE Fixed Panels are available in 4 different Glass finishes: Prices shown within this brochure are for **Clear glass** Option. Other glass options as **Fluted, Grey Tinted and Frosted Glass** are also available plus additional a 30% to prices shown.



Fluted Glass



Grey tinted



Frosted Glass



Clear Glass

## 5. Choose the Support Bar

MATTE Fixed Panels include Support Bar across on price. Please see page number 38 for other Support bar options. **Please add the 2 letters to the code selected to specify the colour/finish when ordering.**

**MATTE**  
COLLECTION










**MATTE**





**FRAME Lite**  
Collection






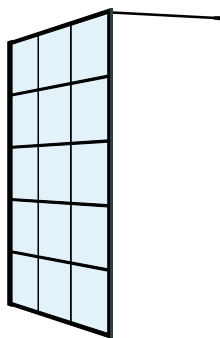
FXLTE90BN

FRAME Lite Fixed Panel 900 x 2100 mm in Blanc, Clear Glass

# FRAME Lite



**DRENCH**  
INSPIRE BY DESIGN



# Wall Fixed Shower Panels

**Wall fixed Shower Screen** for Wet rooms and walk-in showers.

*Please read our Tips to Order on page number 14 to choose the right product code.*

Fixings & support bar included are finished in the colour chosen for the Shower Panel.

Item Code	Specifications		Adjustment (mm)	Height (mm)	Retail Price (Exc VAT) for <b>Clear Glass</b> and Any <b>Colour Finish</b>
	Item Description	LAYOUT			
FXLTE70..	Wall Fixed Panel <b>700 mm</b> width. Wall Fixings and Support Bar included		660 - 680	2100	<b>£731.85</b>
FXLTE80..	Wall Fixed Panel <b>800 mm</b> width. Wall Fixings and Support Bar included		760 - 780	2100	<b>£930.90</b>
FXLTE90..	Wall Fixed Panel <b>900 mm</b> width. Wall Fixings and Support Bar included		860 - 880	2100	<b>£984.40</b>
FXLTE100..	Wall Fixed Panel <b>1000 mm</b> width. Wall Fixings and Support Bar included		960 - 980	2100	<b>£1,037.90</b>
FXLTE120..	Wall Fixed Panel <b>1200 mm</b> width. Wall Fixings and Support Bar included		1160 - 1180	2100	<b>£1,123.50</b>

## Colour Finishes:



**Matt Black**  
(BK)



**Graphite Grey**  
(GG)



**Dusty Grey**  
(DG)




**Tangerine**  
(AN)



**Lemon Yellow**  
(LY)



**Pale Pink**  
(PP)



**Blanc**  
(BL)



**Latte**  
(LA)



**Forest**  
(FO)



**Mint**  
(MI)



**Pastel Blue**  
(PB)



**Grey Navy**  
(GN)

## Please NOTE

\***Glass Options** available: FLUTED, GREY TINTED or FROSTED glass available **plus additional 30% to prices shown.**

*Please see page 14 for further detail on how to order our glass options.*

## Accessories



### Across Support Bar

Included in prices above  
Standard length 1000 mm.  
(For a longer bar option please contact us)

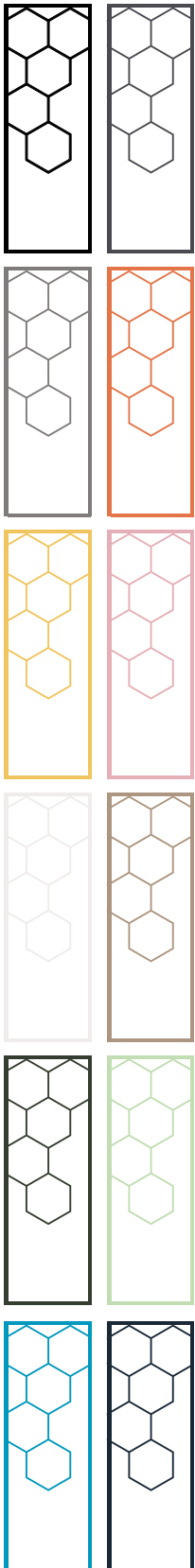
*Please see page 38 for different Support Bar options.*





**HEXAGON**  
Collection

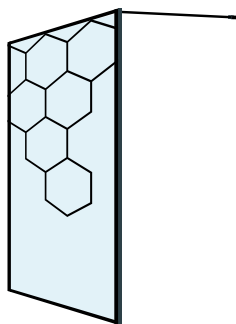




**FXHEX90RGN - Right Hand**  
*HEXAGON Fixed Panel 900 x 2100 mm in Grey Navy, Clear Glass*

# HEXAGON





# Wall Fixed Shower Panels

**Wall fixed Shower Screen** for Wet rooms and walk-in showers.

*Please read our Tips to Order on page number 14 to choose the right product code.*

Fixings & support bar included are finished in the colour chosen for the Shower Panel.

Item Code	Specifications		Adjustment (mm)	Height (mm)	Retail Price (Exc VAT) for <b>Clear Glass</b> and Any <b>Colour Finish</b>	
	Item Description	LAYOUT				
			Left Hand	Right Hand		
FXHEX70L.. FXHEX70R..	Wall Fixed Panel <b>700 mm</b> width. Wall Fixings and Support Bar included L: Left Hand // R: Right Hand			660 - 680	2100	<b>£959.88</b>
FXHEX80L.. FXHEX80R..	Wall Fixed Panel <b>800 mm</b> width. Wall Fixings and Support Bar included L: Left Hand // R: Right Hand			760 - 780	2100	<b>£1,055.30</b>
FXHEX90L.. FXHEX90R..	Wall Fixed Panel <b>900 mm</b> width. Wall Fixings and Support Bar included L: Left Hand // R: Right Hand			860 - 880	2100	<b>£1,149.75</b>
FXHEX100L.. FXHEX100R..	Wall Fixed Panel <b>1000 mm</b> width. Wall Fixings and Support Bar included L: Left Hand // R: Right Hand			960 - 980	2100	<b>£1,264.50</b>
FXHEX120L.. FXHEX120R..	Wall Fixed Panel <b>1200 mm</b> width. Wall Fixings and Support Bar included L: Left Hand // R: Right Hand			1160 - 1180	2100	<b>£1,447.50</b>

## Colour Finishes:



**Matt Black**  
(BK)



**Graphite Grey**  
(GG)



**Dusty Grey**  
(DG)




**Tangerine**  
(AN)



**Lemon Yellow**  
(LY)



**Pale Pink**  
(PP)



**Blanc**  
(BL)



**Latte**  
(LA)



**Forest**  
(FO)



**Mint**  
(MI)



**Pastel Blue**  
(PB)



**Grey Navy**  
(GN)

## Please NOTE

\***Glass Options** available: FLUTED, GREY TINTED or FROSTED glass available **plus additional 30% to prices shown.**

*Please see page 14 for further detail on how to order our glass options.*

## Accessories



### Across Support Bar

Included in prices above  
Standard length 1000 mm.  
(For a longer bar option please contact us)

*Please see page 38 for different Support Bar options.*

**HEXAGON Fixed panels are handed due to metalwork design.  
Please check LAYOUT before ordering.**





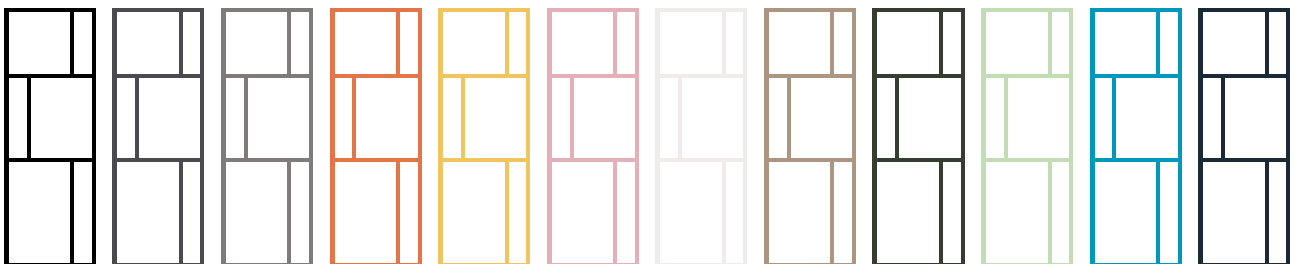
**SUZHOU**  
Collection

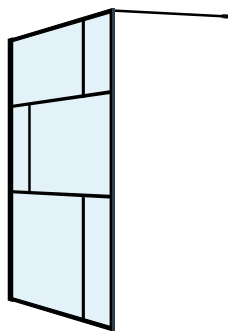




FXSUZ90RGG - Right Hand  
SUZHOU Fixed Panel 900 x 2100 mm in Graphite Grey, Frosted Glass











# SUZHOU





# Wall Fixed Shower Panels

**Wall fixed Shower Screen** for Wet rooms and walk-in showers.  
*Please read our Tips to Order on page number 14 to choose the right product code.*  
Fixings & support bar included are finished in the colour chosen for the Shower Panel.

Item Code	Specifications		Adjustment (mm)	Height (mm)	Retail Price (Exc VAT) for <b>Clear Glass</b> and Any <b>Colour Finish</b>
	Item Description	LAYOUT Left Hand   Right Hand			
FXSUZ70L.. FXSUZ70R..	Wall Fixed Panel <b>700 mm</b> width. Wall Fixings and Support Bar included L: Left Hand // R: Right Hand	 	660 - 680	2100	<b>£704.50</b>
FXSUZ80L.. FXSUZ80R..	Wall Fixed Panel <b>800 mm</b> width. Wall Fixings and Support Bar included L: Left Hand // R: Right Hand	 	760 - 780	2100	<b>£896.00</b>
FXSUZ90L.. FXSUZ90R..	Wall Fixed Panel <b>900 mm</b> width. Wall Fixings and Support Bar included L: Left Hand // R: Right Hand	 	860 - 880	2100	<b>£947.50</b>
FXSUZ100L.. FXSUZ100R..	Wall Fixed Panel <b>1000 mm</b> width. Wall Fixings and Support Bar included L: Left Hand // R: Right Hand	 	960 - 980	2100	<b>£999.00</b>
FXSUZ120L.. FXSUZ120R..	Wall Fixed Panel <b>1200 mm</b> width. Wall Fixings and Support Bar included L: Left Hand // R: Right Hand	 	1160 - 1180	2100	<b>£1,081.50</b>

## Colour Finishes:



**Matt Black**  
(BK)



**Graphite Grey**  
(GG)



**Dusty Grey**  
(DG)




**Tangerine**  
(AN)



**Lemon Yellow**  
(LY)



**Pale Pink**  
(PP)



**Blanc**  
(BL)



**Latte**  
(LA)



**Forest**  
(FO)



**Mint**  
(MI)



**Pastel Blue**  
(PB)



**Grey Navy**  
(GN)

## Please NOTE

\***Glass Options** available: FLUTED, GREY TINTED or FROSTED glass available **plus additional 30% to prices shown.**

*Please see page 14 for further detail on how to order our glass options.*

## Accessories



**Across Support Bar**  
Included in prices above  
Standard length 1000 mm.  
(For a longer bar option please contact us)

*Please see page 38 for different Support Bar options.*


**SUZHOU Fixed panels are handed due to metalwork design.  
Please check LAYOUT before ordering.**





**BORDER**  
Collection  
*Matt Colour Finishes*

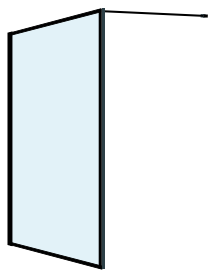




**FXBOR90PP**  
*BORDER Fixed Panel 900 x 2100 mm in Pale Pink, Clear Glass*

# BORDER





# Wall Fixed Shower Panels

**Wall fixed Shower Screen** for Wet rooms and walk-in showers.

*Please read our Tips to Order on page number 14 to choose the right product code.*

Fixings & support bar included are finished in the colour chosen for the Shower Panel.

Item Code	Specifications		Adjustment (mm)	Height (mm)	Retail Price (Exc VAT) for <b>Clear Glass</b> and Any <b>Colour Finish</b>
	Item Description	LAYOUT			
FXBOR70..	Wall Fixed Panel <b>700 mm</b> width. Wall Fixings and Support Bar included		660 - 680	2100	<b>£662.50</b>
FXBOR80..	Wall Fixed Panel <b>800 mm</b> width. Wall Fixings and Support Bar included		760 - 780	2100	<b>£697.00</b>
FXBOR90..	Wall Fixed Panel <b>900 mm</b> width. Wall Fixings and Support Bar included		860 - 880	2100	<b>£733.50</b>
FXBOR100..	Wall Fixed Panel <b>1000 mm</b> width. Wall Fixings and Support Bar included		960 - 980	2100	<b>£768.50</b>
FXBOR120..	Wall Fixed Panel <b>1200 mm</b> width. Wall Fixings and Support Bar included		1160 - 1180	2100	<b>£839.00</b>

## Colour Finishes:



**Matt Black**  
(BK)



**Graphite Grey**  
(GG)



**Dusty Grey**  
(DG)




**Tangerine**  
(AN)



**Lemon Yellow**  
(LY)



**Pale Pink**  
(PP)



**Blanc**  
(BL)



**Latte**  
(LA)



**Forest**  
(FO)



**Mint**  
(MI)



**Pastel Blue**  
(PB)



**Grey Navy**  
(GN)

## Please NOTE

\***Glass Options** available: FLUTED, GREY TINTED or FROSTED glass available **plus additional 30% to prices shown.**

*Please see page 14 for further detail on how to order our glass options.*

## Accessories



### Across Support Bar

Included in prices above  
Standard length 1000 mm.  
(For a longer bar option please contact us)

*Please see page 38 for different Support Bar options.*



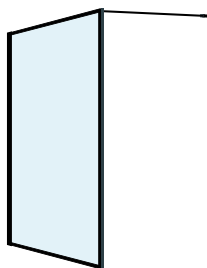
**BORDER**  
Collection  
*Metallic Finishes*





# BORDER





# Wall Fixed Shower Panels

**Wall fixed Shower Screen** for Wet rooms and walk-in showers.

*Please read our Tips to Order on page number 14 to choose the right product code.*

Fixings & support bar included are finished in the colour chosen for the Shower Panel.

Item Code	Specifications		Adjustment (mm)	Height (mm)	Retail Price (Exc VAT) for <b>Clear Glass</b> and Any <b>Metallic Finish</b>
	Item Description	LAYOUT			
FXBOR70..	Wall Fixed Panel <b>700 mm</b> width. Wall Fixings and Support Bar included		660 - 680	2100	<b>£861.25</b>
FXBOR80..	Wall Fixed Panel <b>800 mm</b> width. Wall Fixings and Support Bar included		760 - 780	2100	<b>£907.50</b>
FXBOR90..	Wall Fixed Panel <b>900 mm</b> width. Wall Fixings and Support Bar included		860 - 880	2100	<b>£953.50</b>
FXBOR100..	Wall Fixed Panel <b>1000 mm</b> width. Wall Fixings and Support Bar included		960 - 980	2100	<b>£999.00</b>
FXBOR120..	Wall Fixed Panel <b>1200 mm</b> width. Wall Fixings and Support Bar included		1160 - 1180	2100	<b>£1,099.50</b>

## Metallic Finishes:



**Brushed Brass**  
(BB)



**Brushed Nickel**  
(BN)



**Brushed Steel**  
(BS)



**Brushed Chrome**  
(BC)



**Light Bronze**  
(LB)



**Dark Bronze**  
(DB)

## Please NOTE

\***Glass Options** available: FLUTED, GREY TINTED or FROSTED glass available **plus additional 30% to prices shown.**

*Please see page 14 for further detail on how to order our glass options.*

## Accessories



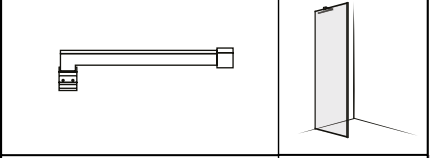
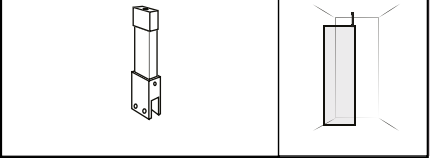
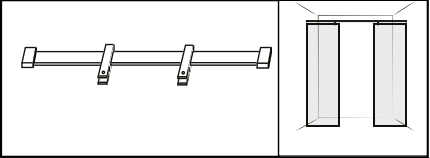
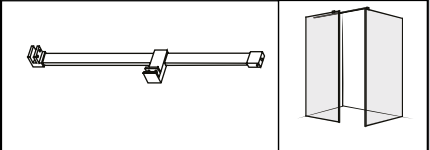
### Across Support Bar

Included in prices above  
Standard length 1000 mm.  
(For a longer bar option please contact us)

*Please see page 38 for different Support Bar options.*

# Support Bars

Standard fixed panels include an across support bar however, there are more options available. . Please note support bars below are not suitable for every unit.

Item Code	Specifications		Retail Price (Exc VAT)
	Item Description	LAYOUT	
FXSBNGL	<b>90° Angled</b> support bar. <i>Not preassembled, 3 pieces + fixings.</i> Bar: 30 x 10 mm Length: 350 mm <b>Not suitable for Panels wider than 1000 mm.</b>		<b>+£ 0*</b> <i>*To be specified when order is placed.</i>
FXSBCLN	<b>Ceiling</b> support bar. <i>Not preassembled, 3 pieces + fixings.</i> Bar: 30 x 10 mm Length: 350 mm <b>Not suitable for Panels wider than 1000 mm.</b>		<b>+£ 0*</b> <i>*To be specified when order is placed.</i>
FXSBPRL2	<b>Parallel</b> support bar. <i>Not preassembled, 3 pieces + fixings.</i> Bar: 30 x 10 mm Length: Max 2000 mm. <i>To be specified on order.</i> <b>Suitable for 2 panels.</b>		<b>+£ 45.83*</b> <i>*To be specified when order is placed.</i>
FXSDBL	<b>Return panel</b> support bar. <i>Not preassembled, 3 pieces + fixings.</i> Bar: 30 x 10 mm Length: Max 2000 mm. <i>To be specified on order.</i> <b>Suitable for 2 panels.</b>		<b>+£ 45.83*</b> <i>*To be specified when order is placed.</i>

For any further enquiries feel free to contact our Sales team, we will be delighted to help. Please email us at [sales@drenchshowers.co.uk](mailto:sales@drenchshowers.co.uk)



## WARRANTY TERMS

DRENCH products have a lifetime warranty against faulty materials or workmanship according to the following rules:

- Proof of purchase in the form a receipt or invoice is required in order to validate the guarantee.
- In the event that a product is faulty the defect must be notified to our technical department within 30 days of the fault happening.
- The product has been purchased in one of our authorised dealers for normal domestic use and it was not purchased as an ex-showroom display.
- The product has not been handled carelessly or misused and has not been wilfully damaged, neglected or used in abnormal conditions.
- The product has not been modified, altered or transformed in any way.
- The guarantee will not apply in the event of any repair if DRENCH EUROPE LTD had not been

informed accordingly and it was not carried out under DRENCH EUROPE LTD authorisation/supervision.

- The guarantee will not apply if installation, use and maintenance has not been carried out in accordance with DRENCH EUROPE LTD installation instructions.
- Damages and breakage of glass are not covered by the guarantee as all glass used by DRENCH EUROPE LTD conforms to EN12150-1.
- Fair wear and tear of the product and lime scale and mildew are excluded from the guarantee.
- Seals, subject to wear and tear are guaranteed only for a period of 12 months.
- Labour costs are not covered under guarantee unless specifically authorised in writing by DRENCH EUROPE LTD.
- The benefit of this guarantee cannot be assigned.

- The guarantee does not cover any further right than those expressed above and it does not cover any claim for consequential loss or damaged.
- This guarantee is offered as an extra benefit and does not affect your statutory right as a consumer in any way whatsoever.
- In the event of a claim under our guarantee a site visit is required which will be chargeable. This will be refunded in the event that the product is defective or manufactured incorrectly.

In the event that a replacement product is required and the product is no longer available, Drench Europe will replace it with the nearest available product.

## TERMS AND CONDITIONS

### Definitions

1. 'Company' means DRENCH EUROPE LTD.
2. 'Customer' means customer of the Company.
3. 'Conditions' means the below conditions of sale.
4. 'Contract' means any contract entered into for the sale of goods by the Company to the customer.
5. 'Goods' means any Goods the subject of any contract and shall include any part or parts of them and materials incorporated in them.
6. "Standard Items" means any item included in pricelist/catalogue with a specific description of size, colour and configuration.
7. "Bespoke" or "Non-standard items" mean any item manufactured made to measure as per customer request. Items in any specific RAL colour are considered "Bespoke" or "Non-Standard" despite size or configuration.
8. 'Carrier' the company person or persons with the object of delivering the Goods to the Customer.

### TERMS & CONDITIONS OF SALE:

1. All orders are subject to these Conditions unless otherwise agreed. All goods are subject to availability. If you do not understand any of the following please e mail us at us at sales@drencheurope.co.uk or telephone 02380274945.
2. These Conditions represent the entire Conditions of sale and nothing shall operate to in any way alter or vary the Conditions without the prior approval of DRENCH EUROPE LTD.
3. These conditions shall apply to all contracts to the exclusion of all other conditions express or implied by statute or otherwise to the extent as is permissible by law.
4. Acceptance of Goods by the Customer shall be conclusive evidence before any Court of Arbitrator that these Conditions apply. DRENCH EUROPE LTD reserves the right to change the Conditions without prior notice. Customers are advised to check for any variations to the Conditions before an order.

### PRODUCTS:

1. All items sold are brand new products and are supplied complete with full manufacturers guarantee.
2. All items are delivered with fixings and instructions for installation. For any further information please email us at sales@drencheurope.co.uk
3. It is very important that both Installation and Assembly of DRENCH Products are performed by qualified professionals and according to instructions supplied.

All images, specifications and advertising on our website are for the sole purpose of giving an approximate description of the goods. All information given to the Customer is approximate and intended as a guide only. We always endeavour to ensure all product descriptions are correct, but

we advise customers to seek technical advice from qualified sources prior to ordering products including any installation work that may be required.

### PRICES:

All prices featured in this price list are recommended retail prices including VAT. DRENCH EUROPE LTD does not accept liability for any mistake or calculation error made when drawing up a quotation.

### ORDERS:

Orders may be placed via Agents, Sales Representatives or directly submitted to our Commercial Department. A written format may be required when placing an order. DRENCH EUROPE LTD do not accept orders via phone or any other means other than email/post. DRENCH EUROPE LTD reserves the right to refuse any order. Orders are accepted on the basis the Customer has read and accepted these conditions.

### CANCELLATIONS & MODIFICATIONS:

No order cancellation or modification will be accepted once the manufacturing process has started. In any event, there is a maximum period of 24 hours from receipt of order to ask for any modification or cancellation.

To exercise your right of cancellation within 24 hours after receipt of order you must give notice by post, telephone or by emailing us at sales@drencheurope.co.uk giving details of goods ordered and the delivery details, we will then contact you and supply a confirmation of cancellation. Orders can only be cancelled once this confirmation has been provided, any claims for cancellation will not be entertained unless a confirmation can be supplied.

If any order is cancelled before you receive the goods, all delivery and collection costs that have been incurred from our transport company will be your responsibility and this will be deducted from the amount refunded.

### DELIVERY:

Please check all deliveries for damages or discrepancies within 48 hours from receiving the goods. Claims for damaged goods must be notified to DRENCH EUROPE LTD you within 48 hours by telephone, email or phone and confirmed within 2 days by e-mail stating any damages and/or defects of the goods received from the courier. Unless we have notification within this time period, we have no claim against the courier and therefore we will not be liable for any claim made against our company. Please note that all items must be removed from the packaging and checked within the above time scale, please check all contents.

### RETURN POLICY:

We hope that you are happy with your purchase but should you wish to return any item to us, the return of the goods must be done subject to the following conditions:

1. The return of goods will only be admitted when it has been accepted and communicated accordingly by DRENCH Commercial department.
2. The return of goods will only be admitted with the condition as new, in the packaging provided and with all the components provided in the initial delivery.
3. Bespoke and non-standard items are non-returnable.
4. The goods must not have been installed or attempted to be installed. (Please do not return items that have been installed as no refund will be given)
5. Customers are responsible for obtaining proof of delivery and receipt of returned goods. It is the responsibility of the customer to ensure that returned item(s) reach us in good condition.

### RETURNS ADDRESS:

DRENCH EUROPE LTD  
Unit 5 & 6 Deerpark Farm, Hursley Road  
Hursley SO21 2LD, Hampshire  
United Kingdom

### RETENTION OF TITLE:

1. The Goods shall be at the Buyer's risk as from delivery.
- 1.2 In spite of delivery having been made property of the Goods shall not pass from the Seller until:
  - 1.2.1 The Buyer shall have paid the Price in full; and
  - 1.2.2 No other sums of any kind shall be due from the Buyer to the Seller.

### PAYMENT CONDITIONS:


Payments can be made by BACS transfer or Cheque. Payment terms may be agreed between Agents, Sales Representative or Drench Commercial Department and the customer.

In the event of outstanding payments DRENCH EUROPE LTD will not dispatch any goods.

### DIVISIBILITY CLAUSE

This contract is divisible. Each delivery made hereunder: 1) shall be deemed to arise from a separate contract, and 2) shall be invoiced separately and any invoice for a delivery shall be payable in full in accordance with the terms of payment provided for herein without reference to and notwithstanding any defect of default in delivery of any other instalment.







**DRENCH**  
INSPIRE BY DESIGN

Unit 5 & 6 Deer Park Farm  
Hursley Road  
Hursley  
SO21 2LD  
Hampshire

+44 (0) 2380 274 945  
[sales@drenchshowers.co.uk](mailto:sales@drenchshowers.co.uk)

[www.drenchshowers.co.uk](http://www.drenchshowers.co.uk)